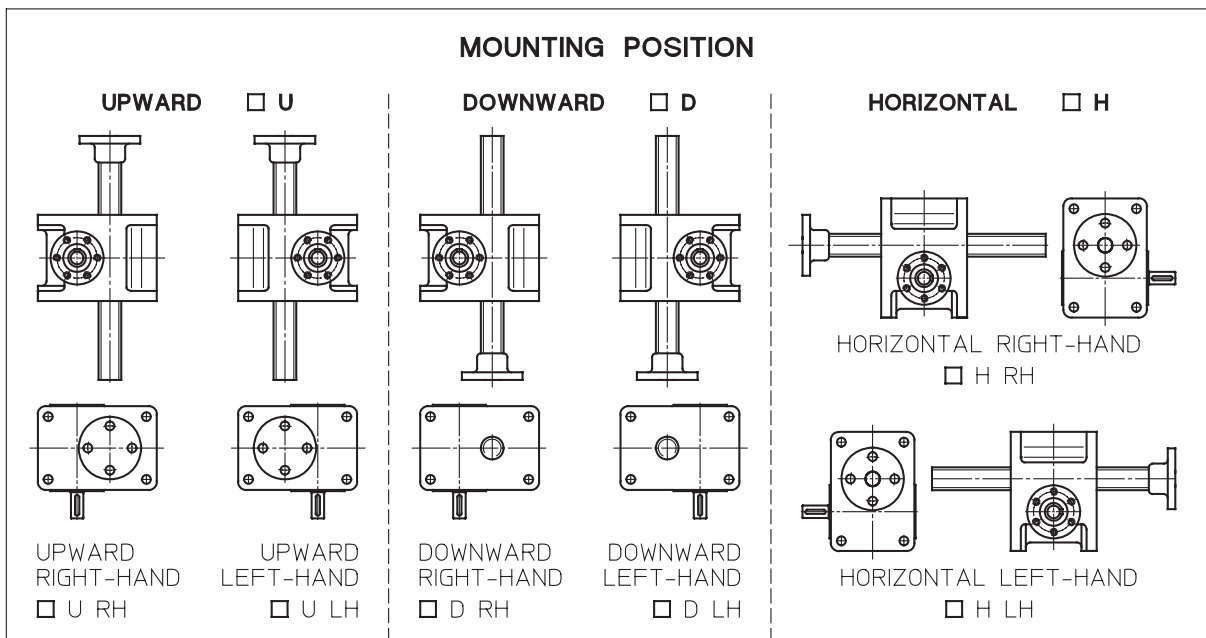
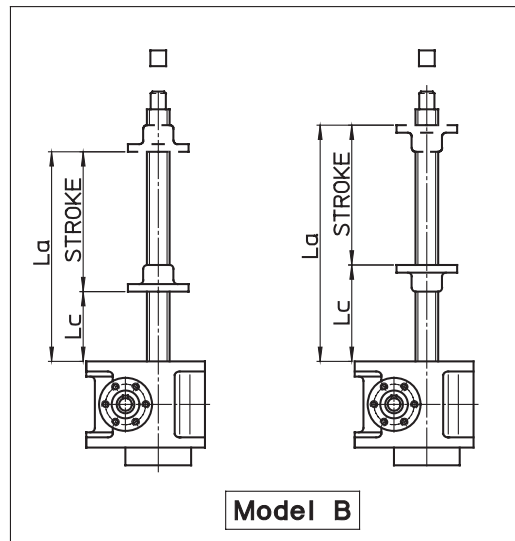
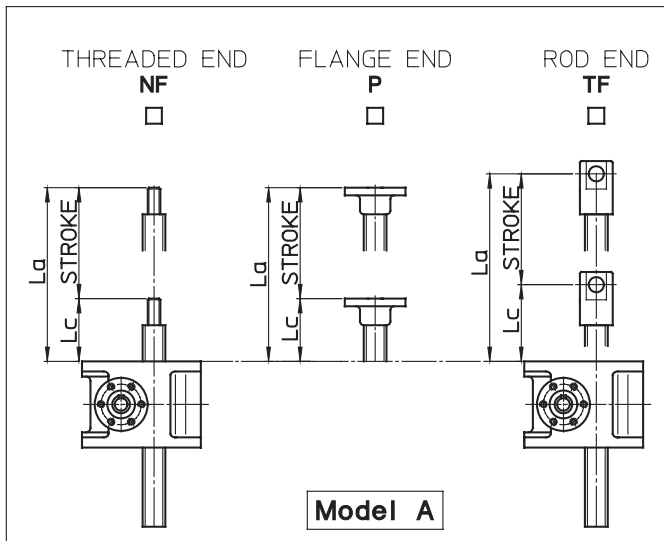


Servomech NEW IDEAS IN LINEAR MOTION	SCREW JACKS CHECK SHEET	M-PRO-10 Release 0
--	--------------------------------	-----------------------

CODE: _____
 STROKE: _____
 ACME SCREW: _____; BALL SCREW: _____
 ACCESSORIES: _____

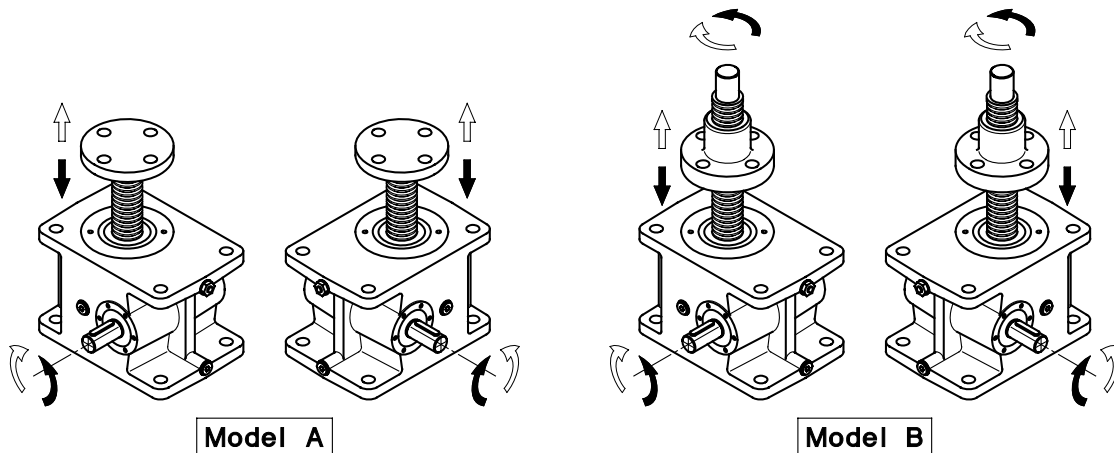


SCREW JACKS MAIN DIMENSIONS:

RETRACTED JACK LENGTH: **Lc** = _____ mm
 EXTENDED JACK LENGTH: **La** = _____ mm
 MAX. WORKING STROKE (La ñ Lc): **C** = _____ mm

 PASSED Date: _____ Signature: _____
--

INPUT SHAFT ROTATION ñ SCREW OR NUT LIFTING DIRECTION



WARNING!

1. The values **Lc** (retracted jack length), **La** (extended jack length) and **C** (max. working stroke) are the extreme permissible values.
2. For a correct installation and commissioning of the screw jack see The Installation, Use and Maintenance Manual.
3. The following operations must be done **BEFORE** commissioning:
 - ensure that the breather plug is in the highest position respect to all other plugs;
 - lubricate acme or ball screw ñ nut;
 - connect the stroke limit device to the electric control circuit of the screw jack or lifting system;
 - check the lifting direction of the acme or ball screw (Model A) or nut (Model B).

NOTE: _____

WORMGEAR LUBRICANT: _____

SCREW ñ NUT LUBRICANT: _____

SERVOMECH s.p.a.
 Via Monaldo Calari, 1 40011 Anzola Emilia (BO) ITALY
 Phone: + 39 051 6501.711 Fax: + 39 051 734574 Eñmail: info@servomech.com